



Early health. Lifelong health.
Début en santé. Longue vie en santé.

BORN Ontario:

BORN Information System Enhancements

Release Date: June 3rd, 2013

Presentation Date: May 28th, 2013

Release Overview

The BORN Information System will be updated on the evening of June 3rd, 2013 . Changes will be done in the following areas:

- User interface changes
 - Landing page
 - Menu options: Data Quality, Acknowledgement, Batch Upload
 - Data submission acknowledgement
- Hospital encounters
- Hospital data quality reports

BORN Information System Enhancements

USER INTERFACE: LANDING PAGE

Landing Page – Organization

- The user's organization is now displayed on the landing page

born Ontario

Hamilton Health Sciences - MUMC / Marlene A Elliott

Patient Search • Batch Upload • Data Quality Reports • Reporting • Acknowledgement •
Administration • My Profile • Help • Sign Out •

BORN UAT Portal

Patient Search

OHIP #:
or
ID #:
or
Family Name:
Given Name:
Date of Birth: dd-MMM-yyyy

Search

Welcome Marlene A Elliott - Hamilton Health Sciences - MUMC

Announcements

Title	Date Posted
No records to display.	

Page size: 10

Patient Records

- It is also displayed on patient search – select pregnancy screen

Patient Search

Select Pregnancy

Search for:

Hamilton Health Sciences - MUMC

Please select the relevant pregnancy for which you are entering data, or create a new pregnancy for this patient.




EDB	Select
02-Feb-2012	<input type="radio"/>
10-Nov-2012	<input type="radio"/>
New Pregnancy	<input type="radio"/>

Show All Pregnancies **Select** **Cancel**

Landing Page – Patient Records


- The filter for the Patient Records and ART Patient Records is now saved for the duration of the user's login session
- If you follow the link to a particular patient and then return to the landing page, the most recent filter settings will still be in place

Patient Records

Created date from: 01-Dec-2012  Created date to: 31-Dec-2012  Status: Draft 

[Refine Results](#)

Record Type	OHIP #	Patient Name	Date of Birth	Status	Created	Created By	Last Updated
Antenatal Specialty		<u>AS, Test</u>	01 Feb 1984	Draft	20 Dec 2012	Marlene Elliott	20 Dec 2012

Page size: 10  1 items in 1 pages

BORN Information System Enhancements

USER INTERFACE: MENU CHANGES

Menu Changes - Overview

To better support the operational processes, the following changes were made:

- New menu options added for Data Quality Reports and Acknowledgement
- Batch Upload and all related functionality (e.g., error correction) moved under single menu
- Order of menu items changed

Data Quality Reports Menu

- New menu option added for Data Quality Reports on top menu as well as on Quick Links menu on the left navigation bar
- Menu contains links to data quality reports related to organization (e.g., hospital, midwife, fertility clinic)

These reports continue to be available under Reporting – Administrative reports

The screenshot shows the BORN Ontario web application interface. At the top, the logo 'born Ontario' is on the left. The top navigation bar contains links for 'Patient Search', 'Batch Upload', 'Data Quality Reports' (highlighted with a red box), 'Administration', 'My Profile', 'Help', and 'Sign Out'. Below this, a breadcrumb trail reads 'BORN UAT Portal > Data Quality Reports'. The main content area is divided into two sections: 'Quick Links' on the left and 'Data Quality' on the right. The 'Quick Links' section lists several options, with 'Data Quality Reports' (and its sub-items) highlighted by a red box. The 'Data Quality' section is currently empty.

Quick Links
■ Patient Search
■ Batch Upload
■ Data Quality Reports
▫ Reconciliation - Maternal Newborn
▫ Reconciliation - NICU/SCN
▫ Incomplete Maternal Record
▫ Incomplete Infant Record
▫ Incomplete NICU Records
▫ Missing Data Elements - Labour & Birth and Postpartum Mother
▫ Missing Data Elements - Birth and Postpartum Child

Acknowledgement Menu

- Data Submission Acknowledgement functionality moved from Administration menu to new Acknowledgement menu
- New user role created for 'Organization Data Acknowledgement'
 - The ability to do data submission acknowledgement can now be assigned to a user independently of the local administration role

born Ontario

Patient Search • Batch Upload • Data Quality Reports • Reporting • **Acknowledgement** • Administration • My Profile • Help • Sign Out •

BORN UAT Portal > Acknowledgement

Quick Links

- Patient Search
- Batch Upload
- Data Quality Reports
- Reporting
- **Acknowledgement**
- Administration
- My Profile
- Help
- Select Organization
- Sign Out

Data Submission Acknowledgement

* fields are mandatory

Organization: **Hamilton Health Sciences - MUMC**

Year *: 2013 Month *: May

Show all unacknowledged records

Year	Month	Data Submission Type	Data Submission	Comments	Date/Time Submitted	User
2013	May	Antenatal Speciality	<input type="checkbox"/>			
2013	May	Labour, Birth and	<input type="checkbox"/>			

Any users with the local administration role will continue to have access to the acknowledgement functionality

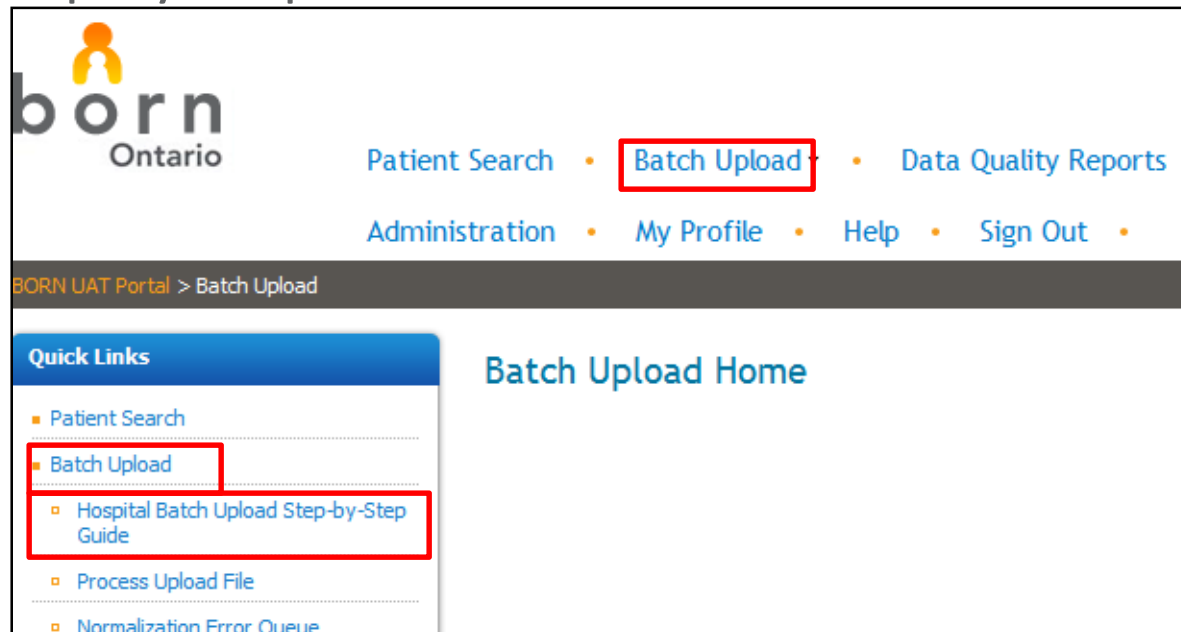
Batch Upload Menu

- Batch Upload functionality, Queue Management, and Normalization Errors moved under single Batch Upload menu

The screenshot displays the BORN Ontario web application interface. At the top left is the BORN Ontario logo. The main navigation bar includes links for Patient Search, Batch Upload (highlighted with a red box), and Data Quality Reports. Below this, there are links for Administration, My Profile, Help, and Sign Out. A breadcrumb trail shows 'BORN UAT Portal > Batch Upload'. On the left side, a 'Quick Links' sidebar lists Patient Search, Batch Upload (highlighted with a red box), Hospital Batch Upload Step-by-Step Guide, Process Upload File, Normalization Error Queue, and Cleansing Error Queue. The main content area is titled 'Batch Upload Home'.

Batch Upload Menu (cont.)

- New Step-by-Step guide added for hospital upload users. A CARTR Plus-specific document will be added in the future
- Users will be prompted to open or save the guide by selecting the Step-by-Step link



Batch Upload Menu (cont.)

- Previous Batch Upload screen moved to 'Process Upload File'

BORN UAT Portal > Batch Upload > Batch Upload

Quick Links

- Patient Search
- **Batch Upload**
- Hospital Batch Upload Step-by-Step Guide
- **Process Upload File**
- Normalization Error Queue
- Cleansing Error Queue

Batch Upload

Filter from dd-MMM-yyyy to dd-MMM-yyyy **Filter** **Refresh** **+ Add**

File Name	Date/Time Uploaded	User	Org Feed Code	Data Source	Status	Submit
BORN_HOSPHHS_HOSPM_T_20130521_006_enhrpt.csv	27-May-2013 08:23	melliott	HOSPHHS	HOSPM	Processed with Errors	<input checked="" type="checkbox"/>

Batch Upload

You have successfully transferred the file: BORN_HOSPHHS_HOSPM_T_20130521_007_enhrpt.csv to the BIS. Click on the Submit box to process the file.

Filter from dd-MMM-yyyy to dd-MMM-yyyy **Filter** **Refresh** **+ Add**

File Name	Date/Time Uploaded	User	Org Feed Code	Data Source	Status	Submit
BORN_HOSPHHS_HOSPM_T_20130521_007_enhrpt.csv	28-May-2013 01:46	melliott	HOSPHHS	HOSPM	Pending	<input type="checkbox"/>
BORN_HOSPHHS_HOSPM_T_20130521_006_enhrpt.csv	27-May-2013 08:23	melliott	HOSPHHS	HOSPM	Processed with Errors	<input checked="" type="checkbox"/>

Additional changes

- New message appears after file successfully transferred via 'Add'
- Refresh button added to top of batch file list
- Pending statuses highlighted in red text

Batch Upload Menu (cont.)

Additional changes to Process Upload screen

- New 'Reprocessed Errors' status
 - A file with normalization and/or cleansing errors originally has a status of 'Processed with Errors'
 - When all records from this file that had cleansing errors are resubmitted in a later upload file, this status will change to 'Reprocessed Errors'

Example:
Records that originally had cleansing errors in the purple file were resubmitted in the green file. The purple file is now 'Reprocessed Errors'


Note:
The 'Reprocessed Errors' status only applies to cleansing errors. Normalization errors still need to be reprocessed and removed from the normalization queue.

Batch Upload


Filter from to

File Name	Date/Time Uploaded	User	Org Feed Code	Data Source	Status
<u>BORN HOSPHHS HOSPC T 20130525</u> <u>003_norm.csv</u>	30-May-2013 05:32	melliott	HOSPHHS	HOSPC	<u>Processed with Errors</u>
<u>BORN HOSPHHS HOSPM T 20130524</u> <u>001_norm.csv</u>	30-May-2013 05:32	melliott	HOSPHHS	HOSPM	<u>Processed with Errors</u>
<u>BORN HOSPHHS HOSPC T 20130525</u> <u>003_3537.csv</u>	30-May-2013 05:12	melliott	HOSPHHS	HOSPC	<u>Processed with Errors</u>
<u>BORN HOSPHHS HOSPC T 20130525</u> <u>002_3537.csv</u>	30-May-2013 05:08	melliott	HOSPHHS	HOSPC	Reprocessed Errors



Batch Upload Menu (cont.)

- New Batch Upload Details report provides additional information to users on processed batch file.
 - Run from  on Process Upload file screen
 - Replaces Batch Upload Error report. The error details are now found in the 'Errors detail' tab in the Batch Upload Details report

Batch Upload

 You have successfully transferred the file: BORN_HOSPHHS_HOSPM_T_20130521_007_enhrpt.csv to the BIS. Click on the Submit box to process the file.


Filter from to

File Name	Date/Time Uploaded	User	Org Feed Code	Data Source	Status	Submit	
BORN_HOSPHHS_HOSPM_T_20130521_007_enhrpt.csv	28-May-2013 01:46	melliott	HOSPHHS	HOSPM	Pending	<input type="checkbox"/>	
BORN_HOSPHHS_HOSPM_T_20130521_006_enhrpt.csv	27-May-2013 08:23	melliott	HOSPHHS	HOSPM	Processed with Errors	<input checked="" type="checkbox"/>	

Batch Upload Menu (cont.)

Batch Upload Detail report contains following tabs:

- Processing summary
 - # of records processed
 - # of records in error, match or link queue
 - # and type of encounters created
- Errors details
 - Details on normalization, initial cleansing, and UI validation errors
 - Chart # and visit id identifiers added for normalization errors
- Encounters not created
 - Details on records where not all expected encounters created
- Match queue and Link queue
 - Details on records in match and link queue
- Process log
 - Summary status of all processed records. For information purposes only

 Batch Upload Details Report		
Organization: Hamilton Health Sciences - MUMC		
File: BORN_HOSPHHS_HOSPM_T_20130523_001_demo.csv		
Processed on: 28-May-2013 3:04 AM		
Record Outcome	# of records	Description
# of records in upload file	10	# of records in hospital upload file
# of records processed with no upload errors	7	Patient demographics and submitted encounter(s) created or updated.
# of records in normalization queue	1	Record rejected. No patient or encounters created.
# of records in queue management		
Initial Cleansing	1	Patient demographics created. No encounters created.
UI Validation	1	Patient demographics and draft encounter(s) created or updated.
# of AG encounters	1	Submitted or draft AG encounters created or updated.
# of Labour encounters	5	Submitted or draft labour encounters created or updated.
# of Birth Mother encounters	5	Submitted or draft birth mother encounters created or updated.
# of Postpartum Mother encounters	5	Submitted or draft postpartum encounters created or updated.
# of records in Match Queue	1	# of maternal patients in Match Queue
# of records in Link Queue	0	# of maternal patients in Link Queue

Batch Upload Menu (cont.)

- Normalization Error Queue screen remains in the same location

BORN UAT Portal > Batch Upload > Normalization Error Queue

Quick Links

- Patient Search
- Batch Upload**
- Hospital Batch Upload Step-by-Step Guide
- Process Upload File
- Normalization Error Queue**
- Cleansing Error Queue

Normalization Error Queue

Records in the normalization queue will not clear automatically. Once the corrected record is re-uploaded, please delete the normalization file with the error via the red 'Remove' button.

Filter from to **Filter**

File Name	Date/Time Uploaded	User	Org Feed Code	Data Source	Total Records	# Invalid	Error Report	Error File
BORN_HOSPHHS_HOSPM_T_2013_0521_006_enhprt.csv	27-May-2013 08:23	melliott	HOSPHHS	HOSPM	10	1		

Additional Changes

- New comment added to screen as reminder for file clean-up
- New normalization identifiers added to Normalization Error Report and the Error tab in the Batch Upload Details report

Error Report

The file: BORN_HOSPHHS_HOSPM_T_20130521_006_enhprt.csv had errors in the following lines:

Line 2:	(Error #110) The 'MATERNALPRIMARYLANGUAGE' element - Mandatory field value is missing. Identifiers: MATERNALVISITID: V_EnhBBB , MATERNALCHART#: Ch_EnhBBB
---------	--

Note to Hospital upload users:
A clean-up exercise of old normalization error files is underway. Please contact Kurian Chandy (kchandy@bornontario.ca) for more details.

Batch Upload Menu (cont.)

- Previous Queue Management screen moved to 'Cleansing Error Queue'

BORN UAT Portal > Batch Upload > Cleansing Error Queue

Quick Links

- Patient Search
- Batch Upload
- Hospital Batch Upload Step-by-Step Guide
- Process Upload File
- Normalization Error Queue
- Cleansing Error Queue

Cleansing Error Queue

Filter from dd-MMM-yyyy to dd-MMM-yyyy Filter

# Invalid Records	File Name	Date/Time Uploaded	Date Processed	User	Org Feed Code	Data Source	Remove
2	BORN_HOSPHHS_HOSPM_T_20130521_006_enhrpt.csv	27-May-2013 08:23	27-May-2013	BORNUAT\meiliott	HOSPHHS	HOSPM	

Additional Change

Batch upload users will no longer have the ability to delete error files from the Cleansing Error Queue

- Cleansing errors are automatically removed once errors are corrected or when the patient's record is uploaded in a more recent upload file
- If an error file needs to be deleted (e.g., if the patient's record should not have been included in the upload), contact the BORN help desk (helpdesk@bornontario.ca) with the filename in question and request deletion

Menu Order

- The order of menu options on the top menu and the Quick Links bar has been updated

The screenshot displays the BORN UAT Portal interface. At the top left is the BORN Ontario logo. A red box highlights the top navigation menu with the following items: Patient Search, Batch Upload, Data Quality Reports, Reporting, Acknowledgement, Administration, My Profile, Help, and Sign Out. Below the logo is a breadcrumb trail: BORN UAT Portal > Patient Search. On the left side, a 'Quick Links' sidebar is shown with a red box around its items: Patient Search, Batch Upload, Data Quality Reports, Reporting, Acknowledgement, Administration, My Profile, Help, Select Organization, and Sign Out. The main content area is titled 'Patient Search' and includes instructions: 'Please specify only one of the following search criteria: - OHIP # or - Hospital ID # or - A combination of Family Name, Given Name, and DOB'. Below this are input fields for OHIP #, ID #, Family Name, Given Name, and DOB (with a date format dd-MMM-yyyy).


BORN Information System Enhancements

DATA ACKNOWLEDGEMENT


Data Acknowledgement

- Support for acknowledging multiple months
 - If a user selects multiple months to acknowledge and acknowledgement is successful for some months but not others:
 - Green success messages will appear for the acknowledged months and acknowledgement completed for those specific months
 - Red error messages for the failed months will appear as per existing functionality and acknowledgement will not be completed for those specific months

2013	January	Labour, Birth and Postpartum	<input checked="" type="checkbox"/>	<input type="text"/>	Mat Inf
2013	February	Labour, Birth and Postpartum	<input checked="" type="checkbox"/>	<input type="text"/>	
2013	March	Labour, Birth and Postpartum	<input type="checkbox"/>	<input type="text"/>	
2013	April	Labour, Birth and Postpartum	<input type="checkbox"/>	<input type="text"/>	
2013	May	Antenatal Speciality	<input type="checkbox"/>	<input type="text"/>	
2013	May	Labour, Birth and Postpartum	<input type="checkbox"/>	<input type="text"/>	Mat Inf

 **Month End Acknowledgement Updated**

- You have Successfully acknowledged Labour, Birth and Postpartum for February-2013.

 **The following errors occurred while processing your request**

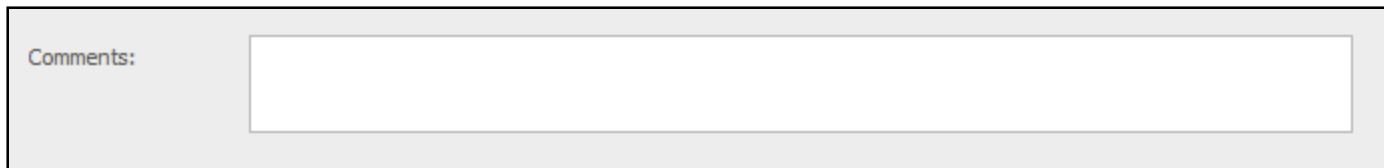
- Labour, Birth and Postpartum cannot be submitted for the month of January-2013 because there are records with draft status.

BORN Information System Enhancements

HOSPITAL ENCOUNTERS

Encounters – Comments field

- All hospital and midwifery encounters have been updated to include a comments field



A screenshot of a user interface element. It consists of a light gray rectangular box. On the left side of the box, the word "Comments:" is written in a small, dark font. To the right of this label is a large, empty white rectangular input field with a thin gray border.

Note: Comments fields are only available through the user interface and not via the upload . Upload users can choose to enter comments manually through the data entry screens

Encounter Validation Rule Changes

Impacted Encounters	Current Rule	Revised Rule
Birth Mother	Cannot be > than 6 hours from Time Fully Dilated to Time Started Pushing	Cannot be > than 24 hours from Time Fully Dilated to Time Started Pushing
Birth Mother	Cannot be > than 6 hours from Time Started Pushing to Time of Birth	Cannot be > than 24 hours from Time Started Pushing to Time of Birth
Birth Mother	Difference between Time Fully Dilated and time of birth cannot be > greater than 12 hours	Remove rule
Birth Mother	If Maternal - Suspected chorioamnionitis is selected in All indications for C/S, then Labour and birth complication must include fever >38.5	Remove rule
Birth Child	APGAR values of 0,0,0 are not allowed for a live birth	APGAR values of 0,0,0 are allowed for a live birth if the newborn resuscitation value is not set to none.

Maternal Outcomes – Batch Upload

- Maternal Outcome data management rules between encounters
 - Currently, the batch upload maps the maternal outcome to all encounters. For example, if a patient has a maternal outcome of transfer to ICU/CCU and has an associated Labour, Birth Mother, and Postpartum Mother encounter then all three encounters show transfer to ICU/CCU
 - Change made so that maternal outcome field only mapped to final encounter (e.g., postpartum). Any prior encounters (e.g., labour, birth mother) will be set to no transfer.

Incomplete Maternal Record report “Summary of duplicate disposition discrepancies” tab will now be applicable for uploaders on a go-forward basis

BORN Information System Enhancements

HOSPITAL DATA QUALITY REPORTS

Incomplete Record Reports

- The Incomplete Maternal Record report and Incomplete Child Record report have been updated with two changes:
 - New filter option: ‘Show Batch Upload Information’
 - Summary and details of patients in Match Queue

Incomplete Record Reports (cont.)

- A new filter option added to ‘Show Batch Upload Information’. The filter is defaulted to ‘No’

The screenshot shows a web interface for generating an 'Incomplete Infant Record'. It includes several filter fields: 'Start Date of Birth' (1/1/2012), 'End Date of Birth' (12/31/2012), 'Organization Type' (<Select a Value>), 'Calendar' (Fiscal), and 'Organization' (dropdown). A 'View Report' button is on the right. A red box highlights the 'Show Batch Upload Information' dropdown, which is currently set to 'No'.

- If set to ‘No, reports will function as they do today
- If set to ‘Yes’, additional batch upload columns will appear on the detail tabs related to the source upload files and users that last created or updated the encounters

Incomplete Record Reports (cont.)

- Additional Batch Upload columns
 - On the detail tabs in the reports, information is now provided on the source of each encounter:
 - Batch file that created/updated encounter
 - Date and time the batch file was processed
 - Date and time the encounter was last updated
 - This will be different than the batch file date/time if the encounter was updated manually via the user interface or cleansing queue / queue management edit functionality
 - User ID of person who last updated the encounter

Columns repeated for each encounter

Labour Batch File	Batch file processed date/time	Encounter Last Updated Date/Time	Encounter Last Updated By	Birth Batch File	Batch file processed date/time
BORN_HOSPTEST_HOSPM_T_20120305_004.csv	05-Mar-2012 16:35	04-Feb-2013 15:26	BORN\fqan	BORN_HOSPPSFD_HOSPM_T_20120305_004.csv	05-Mar-2012 16:35

Incomplete Record Reports (cont.)

- Match Queue

- The match queue only relates to records being entered via the batch upload functionality
- Patients are put in match queue if the incoming patient record has sufficient demographics information in common with an existing BORN patient to be a potential match. Manual intervention to resolve the match will be performed by a BORN agent to determine if this a new patient or a match to an existing patient

Incomplete Record Reports (cont.)

- On the summary tab, counts of the patients in the match queue are now displayed

Admissions			
Admission date	# of women admitted (upload sites only)	# of women in match queue	Total # of dispositions
2010-2011	50	0	1

- A new tab has been added providing details on the patients in the match queue

Match queue details								
Organization	Line # in file	Patient type	Patient ID #	Patient given name	Patient family name	Date of birth	OHIP	Notes
Test	1	Mother	Chart #\ABCCH1	Sandra	Tes	3-Aug-1973	1111111111	
Data source	BORN Ontario							
Notes	This report reflects the status of the queues at the time the report is executed. Hospital Upload: Patient ID# is the MaternalChartNumber in HOSPM file or NewbornChartNum in HOSPC File.							
						Match queue		

Maternal Newborn Reconciliation Report

- A summary page was added to the Maternal Newborn Reconciliation report


born Ontario		Maternal Newborn Reconciliation Report						
Maternal Newborn Reconciliation summary								
Test Hospital from 01-Jan-2013 to 31-Jan-2013								
Admission date	# of maternal admissions	# of maternal dispositions	# of Birth Mother encounters	Total # of fetuses (from the Birth Mother encounter)	# of Birth Mother encounters where fetuses is unknown	# of live births (from the Birth Child encounter)	# of stillbirths (from the Birth Child encounter)	# of neonatal transfer / discharge
2012-2013	5	6	4	6	1	4	1	20

- **# maternal admissions:** # of maternal patients who have a labour, birth, or postpartum encounter with an admission date in the provided date range
- **# of maternal dispositions:** # of maternal patients who have a labour, birth, or postpartum encounter with the disposition date from the final maternal outcome in the provided date range.

Counts match existing Maternal Admissions tab

Counts match existing Maternal Dispositions tab

Maternal Newborn Reconciliation (cont.)

		Maternal Newborn Reconciliation Report						
Maternal Newborn Reconciliation summary								
Test Hospital from 01-Jan-2013 to 31-Jan-2013								
Admission date	# of maternal admissions	# of maternal dispositions	# of Birth Mother encounters	Total # of fetuses (from the Birth Mother encounter)	# of Birth Mother encounters where fetuses is unknown	# of live births (from the Birth Child encounter)	# of stillbirths (from the Birth Child encounter)	# of neonatal transfer / discharge
2012-2013	5	6	4	6	1	4	1	20

- **# of Birth Mother encounters:** # of maternal patients who have a birth mother encounter with a newborn date of birth in the provided date range
- **Total # of fetuses (from the Birth Mother encounter):** # of total fetuses from the birth mother encounters with a newborn date of birth in the provided date range
- **# of Birth Mother encounters where # of fetuses is unknown:** # of maternal patients who have a birth mother encounter with a newborn date of birth in provided date range and # of fetuses was unknown

Counts match new List of Birth(s) (Birth Mother) tab

Counts match sum of # of fetuses field in new List of Birth(s) (Birth Mother) tab

Counts match # of rows where of fetuses = unknown in new List of Birth(s) (Birth Mother) tab

Maternal Newborn Reconciliation (cont.)

born Ontario		Maternal Newborn Reconciliation Report						
Maternal Newborn Reconciliation summary								
Test Hospital from 01-Jan-2013 to 31-Jan-2013								
Admission date	# of maternal admissions	# of maternal dispositions	# of Birth Mother encounters	Total # of fetuses (from the Birth Mother encounter)	# of Birth Mother encounters where fetuses is unknown	# of live births (from the Birth Child encounter)	# of stillbirths (from the Birth Child encounter)	# of neonatal transfer /discharge
2012-2013	5	6	4	6	1	4	1	20

- **# of live births (from the Birth Child encounter):** # of birth child encounters where live birth in the provided date range
- **# of stillbirths (from the Birth Child encounter):** # of birth child encounters where stillbirth (≥ 20 weeks) in the provided date range
- **# of newborn discharges/transfers:** # of neonatal dispositions for infants with a birth child encounter in that organization where the disposition date in the given date range
 - The Disposition is based on the Neonatal transfer to NICU/SCN from the birth child encounter and the Neonatal Transfer/Discharge from the postpartum child encounter.

Counts of live births + stillbirths match existing List of Births tab (Birth Child)

Counts match existing neonatal transfer discharge tab

Maternal Newborn Reconciliation (cont.)

- New detail tab added: List of birth(s) (Birth Mother)
 - Provides a summary of all birth mother encounters (in a given place and time) with a newborn date of birth within the provided date range
- Additional columns added to all detail tabs
 - Tabs related to maternal patients contain the following fields:

– Maternal chart number	– Newborn date of birth
– Maternal hospital visit ID	– Newborn time of birth
– Health card number	– Pregnancy outcome(s)
– Given name	– Maternal disposition
– Family name	– Maternal disposition date
– Maternal admission date	– Maternal disposition time
– Maternal admission time	– Infant chart number
– # of fetuses	– Infant hospital visit ID

Maternal Newborn Reconciliation (cont.)

- Additional columns added to all detail tabs
 - Tabs related to infants contain the following fields:
 - Infant chart number
 - Infant hospital visit ID
 - Health card number
 - Given name
 - Family name
 - Date of birth
 - Time of birth
 - Birth outcome
 - GA at birth
 - Neonatal disposition
 - Neonatal disposition date
 - Neonatal disposition time
 - Birth Location
 - Birth Hospital
 - Maternal chart number
 - Maternal hospital visit ID

Queue Management Error Detail Report

- A new Queue Management Error Detail report has been created to list all errors currently in the Cleansing Error Queue
- Report is located under:
Reporting - Administrative Reports - Batch Upload, Linking and Matching Reports

Enter Start and End date range and view report

A list of all current cleansing queue errors will be displayed with their associated batch file

Queue Management Error Detail Report

Organization: Hamilton Health Sciences - MUMC
File Upload Start Date: 5/1/2013
File Upload End Date: 5/31/2013

Summary

Initial Cleansing	2
UI Validation	2

Details

Batch File Name	Line #	Visit ID #	Chart #	Last Name	First Name	Error Type	Error Message
BORN_HOSPHHS_HOSPM_T_20130521_006_enhrpt.csv	3	V_EnhCCC	Ch_EnhCCC	InitCleans	InCleans	Initial Cleansing Errors	Type Of Conception (ERR001) - Code value is not found
BORN_HOSPHHS_HOSPM_T_20130521_006_enhrpt.csv	4	V_EnhDDD	Ch_EnhDDD	NoLabour	Labonly	UI Validation Errors	Birth Encounter - Please ensure Labour encounter is entered first!
BORN_HOSPHHS_HOSPM_T_20130523_001_demo.csv	3	VISITID_CCC	Ch_CCC	Charles	Test	Initial Cleansing Errors	Type Of Conception (ERR001) - Code value is not found
BORN_HOSPHHS_HOSPM_T_20130523_001_demo.csv	4	VISITID_DDD	Ch_DDD	Dillinger	Test	UI Validation Errors	Birth Encounter - Please ensure Labour encounter is entered first!

Data source: BORN Ontario, 2013

Future Enhancement

Change	Goal / ETA
<p data-bbox="191 524 999 574">Hospital upload preview functionality</p> <ul data-bbox="289 602 1346 1252" style="list-style-type: none"><li data-bbox="289 602 1346 743">• Ability to process upload file in preview mode to generate list of associated errors. No patients or encounters would be created in preview mode.<li data-bbox="289 808 1346 1052">• Several sites run daily, weekly, and monthly data extracts to find data quality errors up front before the patient charts close in their EMR. Patient and encounters are uploaded several times resulting in a large number of files with added complexity around file and error housekeeping<li data-bbox="289 1117 1346 1252">• Once preview functionality in place, any files with normalization errors will be rejected. A preview can still be run to generate a list of errors for all records in file.	<p data-bbox="1396 524 1898 816">The preview mode enables sites to view all their errors without having to create the patients and encounters in BIS until they are happy with the quality of their data.</p> <p data-bbox="1396 829 1881 919">This will reduce the amount of processing in the BIS.</p> <p data-bbox="1396 948 1906 1192">Once an entire file is rejected due to normalization errors, removes need for continual clean-up of normalization error queue.</p> <p data-bbox="1396 1221 1677 1256">ETA: End of July</p>

Questions?



Please contact your
BORN Coordinator if
you have any
questions

www.BORNOntario.ca

info@BORNOntario.ca