



BORN Information BITS

A Bit about the Estimated Date of Birth (EDB)

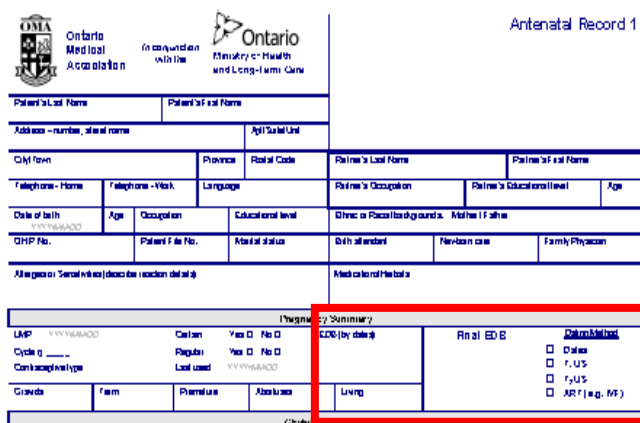
“Precise knowledge of the age of the fetus is imperative for ideal obstetrical management” (Williams Obstetrics)

Why is the EDB so important in the BORN Information System (BIS)?

In addition to its obvious clinical relevance, the EDB and date of birth are of crucial importance in the BORN Information System (BIS) because they are used to calculate the Gestational Age (GA). Many indicators in the BORN clinical reports and the Maternal Newborn Dashboard (MND) are based on the GA. As the MND is gaining momentum within the user community, it seemed timely to highlight the importance of an accurate EDB and provide some tips on entering and editing the EDB in the BIS.

Where can I find the EDB to enter into the BIS?

- In the patient chart (e.g. history, admission note, transfer notes, Ontario Antenatal Record)



Antenatal Record 1

Ontario Medical Association in cooperation with the Ontario Ministry of Health and Long-Term Care

Paternal Last Name: _____ Paternal's First Name: _____
 Address - number, street name: _____ Apt/Suite/Unit: _____

City/Town: _____ Province: _____ Postal Code: _____
 Telephone - Home: _____ Telephone - Work: _____ Language: _____
 Paternal's Last Name: _____ Paternal's First Name: _____
 Paternal's Occupation: _____ Paternal's Educational Level: _____ Age: _____

Date of birth: _____ Age: _____ Occupation: _____ Educational level: _____
 Ethnic or Racial background: _____ Mother if alive: _____
 GMP No.: _____ Patient File No.: _____ Marital status: _____
 Birth attendant: _____ Newborn care: _____ Family Physician: _____

Allergies: (see reverse) (do not use reaction detail) _____
 Medications: _____

Summary

LNKP: Y/N/A/ACC	Certain: Yes <input type="checkbox"/> No <input type="checkbox"/>	EDB (by date):	Final EDB:	Dating Method:
Cycle g: _____	Regular: Yes <input type="checkbox"/> No <input type="checkbox"/>			<input checked="" type="checkbox"/> Dates
Contraceptive type: _____	Last used: Y/N/A/ACC			<input checked="" type="checkbox"/> T ₁ US
Gravida: _____	Parous: _____			<input type="checkbox"/> T ₂ US
				<input type="checkbox"/> ART (e.g. IVF)



EDB (by dates)	Final EDB	Dating Method
04-April-2013	04-April-2013	<input checked="" type="checkbox"/> Dates <input checked="" type="checkbox"/> T ₁ US <input type="checkbox"/> T ₂ US <input type="checkbox"/> ART (e.g. IVF)

How do I enter the dating method in the BIS when more than one method has been identified (i.e. the 'EDB Determined By' field in the BIS is not a multi select field)?

- Enter the first method identified under the Final EDB. In the above situation where dates and T1 has been selected you would pick 'Last Menstrual Period' in the BIS (dates were used to determine the Final EDB first and a T1 ultrasound later confirmed the EDB).

Where and when do I enter the EDB in the BORN Information System (BIS)?

- The EDB (if available) can be entered at the time the patient is created

Please enter the following pregnancy & birth related information if available.

Pregnancy & Birth Information

Estimated Date of Birth: 14-Apr-2013 # of fetuses: 1

Pregnancy Outcome: Select

Create patient

- If the EDB is not available at the time the patient is created you will see this message

Estimated date of birth (EDB)

An EDB has not been provided for this patient. The patient can be created in the system, but to continue data entry, an EDB must be provided. To enter an EDB for this patient or to access the Help pages, click on Cancel to return to the previous screen. If an EDB is not available, click on OK to create the patient and be returned to your Home Page.

OK Cancel

Create patient

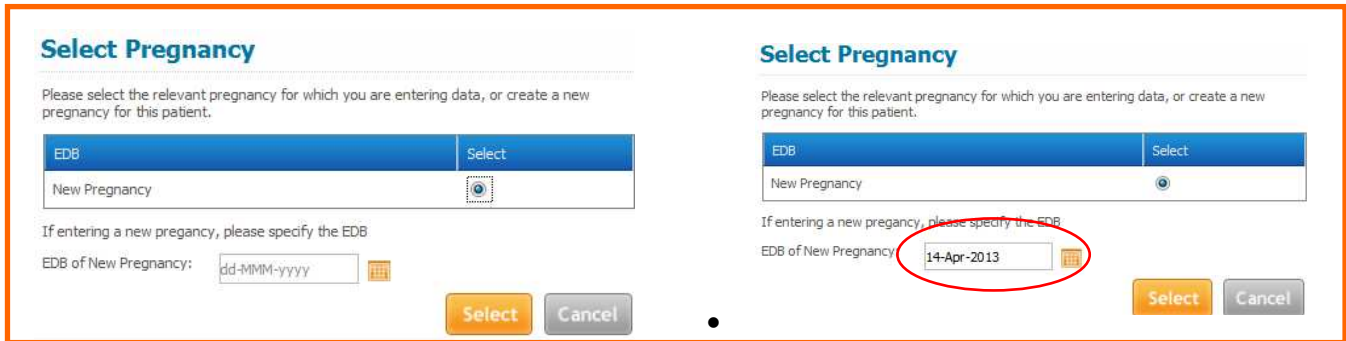
An EDB has not been provided for this patient. The patient can be created in the system, but to continue data entry an EDB must be provided.

If an EDB is not available, click OK to create the patient and be returned to the Home Page

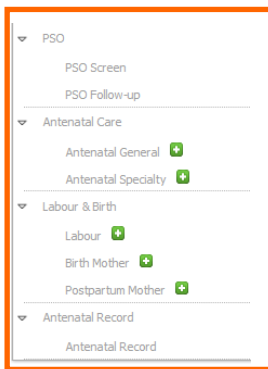
- Once the EDB is known, conduct a Patient Search and you can enter the EDB (an EDB must be provided to continue with data entry)

Given Name	Family Name	OHIP #	ID #	DOB	City	Postal Code	Select
Lily	White		123999/LHSC-Victoria-(London), /None	01 Jan 1985	MIDDLESEX CENTRE	N0L 1E0	Select

Advanced Search Create patient Select Cancel



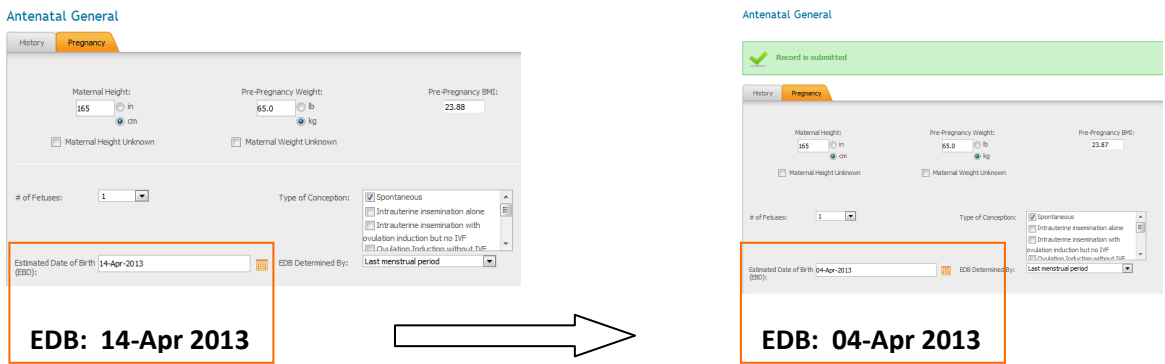
- Once the EDB has been entered you will then be able to proceed with data entry



The patient has to be created and an EDB for the relevant pregnancy must be entered before data entry into the encounters can begin.

The EDB field can be found in the “Pregnancy” tab in the Antenatal General (AG), Antenatal Specialty (AS), Labour and Birth Mother encounters.

How do I edit/revise an EDB?



The EDB should be edited and resubmitted in the most recently created encounter. For example, if only the Antenatal General encounter has been completed, the revision can be made in this encounter and resubmitted.

Labour

Admission History **Pregnancy** Intrapartum

Maternal Height: 165 in / 165 cm
 Pre-Pregnancy Weight: 65.0 lb / 65.0 kg
 Pre-Pregnancy BMI: 23.87
 Maternal Weight at end of Pregnancy: 80.0 lb / 80.0 kg
 Maternal Weight gain in Pregnancy: 15.0 lb / 15.0 kg

Maternal Height Unknown Maternal Weight Unknown Maternal Weight at end of Pregnancy Unknown

of Fetuses: 1
 Type of Conception: Spontaneous
 Intrauterine insemination alone
 Intrauterine insemination with ovulation induction but no IVF
 Ovulation induction without IVF

Estimated Date of Birth (EDB): 04-Apr-2013 EDB Determined By: Last menstrual period

EDB: 04-April 2013

Birth

Admission History **Pregnancy** Birth Outcome

Maternal Height: 165 in / 165 cm
 Pre-Pregnancy Weight: 65.0 lb / 65.0 kg
 Pre-Pregnancy Weight BMI: 23.87
 Maternal Weight at end of Pregnancy: 80.0 lb / 80.0 kg
 Maternal Weight gain in Pregnancy: 15.0 lb / 15.0 kg

Maternal Height Unknown Maternal Weight Unknown Maternal Weight at end of Pregnancy Unknown

of Fetuses: 1
 Type of Conception: Spontaneous
 Intrauterine insemination alone
 Intrauterine insemination with ovulation induction but no IVF
 Ovulation induction without IVF

Estimated Date of Birth (EDB): 04-Apr-2013 EDB Determined By: Last menstrual period

EDB: 04-April 2013

If the labour and birth encounters have been completed, the EDB **revision must be made in the Birth Mother encounter for the EDB to update in Clinical Reports** (including the Maternal Newborn Dashboard). The GA at Birth will automatically re-calculate given the new EDB in the Birth Mother and Birth Child encounters. In order for the changes to take affect the user must RESUBMIT the encounters.

Birth Mother Encounter

Admission History Pregnancy Birth **Outcome** Midwifery

Fetus	Birth Order	Pregnancy Outcome	Gestational Age at Birth
A	A	Live birth	39 weeks 3 days

Birth Child Encounter

Birth Outcome: Live birth Neonatal Death: No

Birth Weight: 4224 gms Birth Weight Unknown GA at Birth: 39 weeks 3 days

BORN Ontario
 CHEO Research Institute | Centre for Practice-Changing Research Building
 401 Smyth Road | Ottawa, ON | K1H 8L1
 T: 613.737.7600 x 6022 | info@BORNOntario.ca | www.BORNOntario.ca