



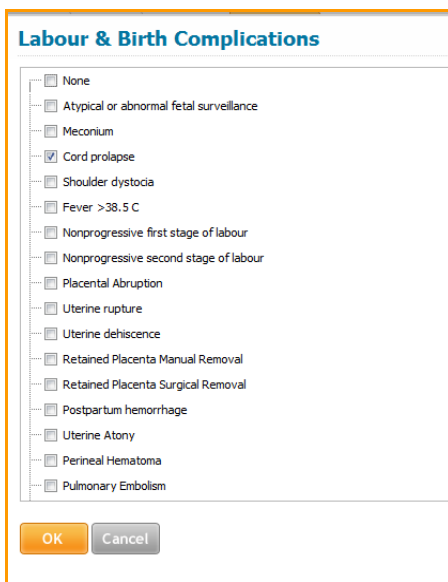
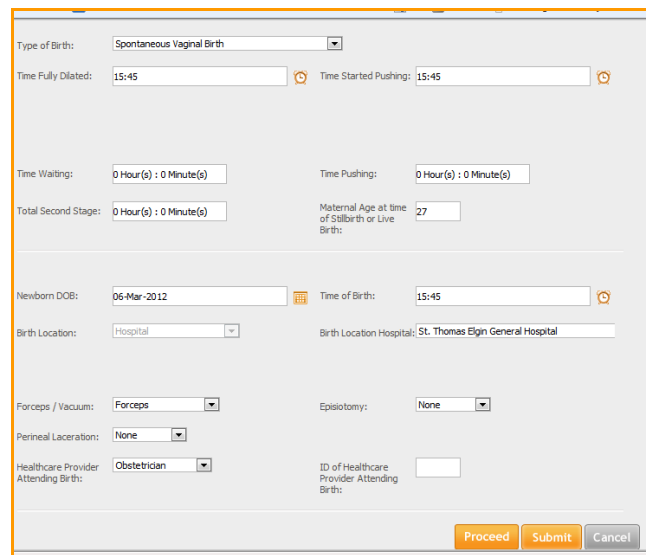
BORN *Information* BITS

Entering Information into the new BORN Information System: Q &A

As BORN deployment continues, many of you are asking great questions and we want everyone to benefit by sharing this information. We welcome any questions you may have so please keep forwarding them to us!

Q. Mary (Gravida 3) is in active labour and at 8 cms. Mary experiences a prolapsed umbilical cord. Fortunately, the physician is able to successfully reduce the pressure on the cord and deliver the baby vaginally. What is the best way to capture the details of the birth in the new BORN Information system?

A. Because Mary is 8 cms dilated, you will complete the **Labour Encounter**; under the Intrapartum tab you will capture the cord prolapse in the *Labour & Birth Complications* field. In the **Birth Mother Encounter** you will capture the date and time of birth. The time fully dilated and time pushing may not be known, but these fields are mandatory. In order to work around this, enter the baby's time of birth in the *Time Fully Dilated* and *Time Started Pushing* fields.

Reminder: *Time Waiting, Time Pushing, Total Second Stage* and *Maternal Age* **auto calculate** after the *Time Fully Dilated, Time Started Pushing, Newborn DOB* and *Time of Birth* fields are completed.

Antenatal Steroids: None Group B Strep Antibiotics: Yes

Fetal Surveillance:

- Admission EFM strip
- Auscultation
- Intrapartum EFM (external)
- Intrapartum EFM (internal)

Labour & Birth Complications: Atypical or abnormal fetal surveillance

Type of Birth: Spontaneous Vaginal Birth

Time Fully Dilated: 16:00 Time Started Pushing: 17:10

Time Waiting: 1 Hour(s) : 10 Minute(s) Time Pushing: 1 Hour(s) : 10 Minute(s)

Total Second Stage: 2 Hour(s) : 20 Minute(s) Maternal Age at time: 27

Q. How do you capture the birth details if a woman with a twin pregnancy has a vaginal birth for one twin and a Caesarean birth for the second twin?

A. First, you would identify this as a twin pregnancy when you create the patient (selecting 2 for the number of fetuses). If you neglected to enter the correct numbers of fetuses when creating the patient you always have the opportunity to revise under the History tab in the **Antenatal, Labour and Birth Encounters**.

Fetus	Birth Order	Pregnancy Outcome	Gestational Age at Birth
A	A	Live birth	38 weeks 0 days
B	B	Live birth	38 weeks 0 days

Maternal Outcome: No Transfer

Admission to Birth Duration (Hours): 8

Buttons: Save, Proceed, Submit, Cancel

After completing the **Labour and Birth Encounters** you will capture the details of the birth for Twin A (i.e. spontaneous vaginal birth) on the Birth Tab and proceed to the Outcome tab where you will document the outcome for each twin.

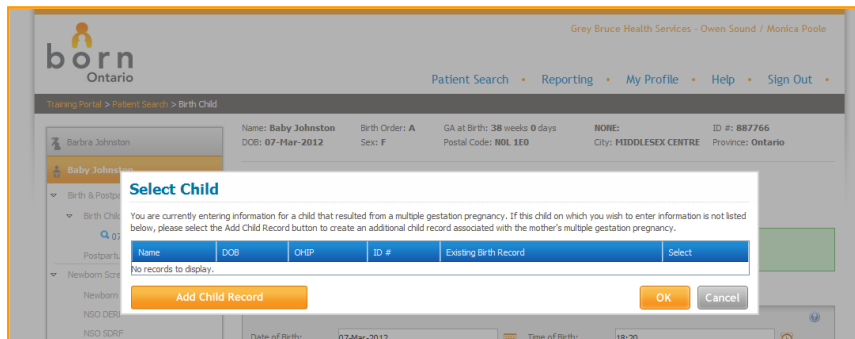
Birth Create Child Record

There is no Child record associated with this pregnancy. Would you like to create the corresponding Child record now?

Buttons: Yes, No

Fetus	Birth Order	Pregnancy Outcome	Gestational Age at Birth
A	A	Live birth	38 weeks 0 days
B	B	Live birth	38 weeks 0 days

Once you submit the **Birth Mother Encounter** you will be asked if you would like to create the corresponding child record. Click on "yes".



You will then create the child record for Twin A. After the **Birth Child Encounter** has been completed for this twin, you will be asked whether you want to add child record for the second Twin. **After clicking on Add Child Record you will then create the Child Record for Twin B.**

Patient Type
Please indicate whether you are creating a mother or child patient: Mother Child

Please provide a Family Name, Given Name 1, DOB, OHIP #, ID # and ID Type, Postal Code, City, Province, and Country.

Demographics

Family Name: Given Name 1: Given Name 2:
 Given Name 3: Given Name 4:
 OHIP #: ID #: ID Type:
 DOB: Sex:
 No Fixed Address:
 Unit # and Street Name: Postal Code:
 City: Province: Country:
 Telephone:

Please enter the following pregnancy & birth related information if available.

Pregnancy & Birth Information

Birth Weight: gms GA at Birth: weeks days Birth Location:
 Birth Order: days Birth Hospital:

Creating Child Record for Twin B

Once the Child Record is completed, the **Birth Child Encounter** can be completed for Twin B. It is in the **Birth Child Encounter** that you can select the type of birth and enter the birth details for Twin B.

Barbra Johnston
Baby Johnston
Baby Johnston

Name: **Baby Johnston** Birth Order: **B** GA at Birth: **38 weeks 0 days** NONE: ID #: **654223**
 DOB: **07-Mar-2012** Sex: **F** Postal Code: **NOL 1E0** City: **MIDDLESEX CENTRE** Province: **Ontario**

Birth

Date of Birth: Time of Birth:
 Birth Location: Birth Hospital:
 Type of Birth: Birth Order:
 APGAR 1: APGAR 5: APGAR 10: Newborn Resuscitation:
 Birth Outcome: Neonatal Death:
 Birth Weight: gms Birth Weight Unknown GA at Birth: weeks days
 Neonatal Transfer to NICU/SCN:

Q. What happens if Twin A is a live birth and Twin B is a still birth?

Grey Bruce Health Services - Owen Sound / Monica Poole

born Ontario

Patient Search • Reporting • My Profile • Help • Sign Out •

Training Portal > Patient Search > Birth Mother

Name: **Andrea Williams** NONE: ID #: **8877109** Postal Code: **N6A 5V2** City:
 DOB: **01-May-1986** Sex: **F** G: **1** T: **0** P: **0** A: **0** L: **0** ED8: **28-Mar-2012**

Birth

Admission History Pregnancy Birth Outcome

Fetus	Birth Order	Pregnancy Outcome	Gestational Age at Birth
A	A	Live birth	36 weeks 4 days
B	B	Stillbirth at >20wks or >500gms \ Spontaneous - Occurred during antepartum period	36 weeks 4 days

Maternal Outcome:

Admission to Birth Duration (Hours):

A. In the Birth Mother encounter follow the same process as above and enter the applicable choice for Twin B (stillbirth). You will then need to complete a **Birth Child Encounter** for both Twin A and B. Only Twin A will have a Post Partum Child encounter completed.

Reminder: Only the Birth Child encounter needs to be completed for Twin B.

Grey Bruce Health Services - Owen Sound / Monica Poole

born Ontario

Patient Search • Reporting • My Profile • Help • Sign Out •

Training Portal > Patient Search > Birth Child

Name: **Baby Williams** Birth Order: **B** GA at Birth: **36 weeks 4 days** NONE: ID #: **88120934**
 DOB: **04-Mar-2012** Sex: **M** Postal Code: **N6A 5V2** City: Province: **Ontario**

Birth

Record is submitted

Birth

Date of Birth: Time of Birth:

Birth Location: Birth Hospital:

Type of Birth: Birth Order:

APGAR1: APGAR5: APGAR10: Newborn Resuscitation:

We want to hear from you!

Please send your questions to one of the BORN Coordinators

Monica Poole	LHINS 1 & 2	mpoole@bornontario.ca
Laurel Silenzi	LHINS 3 & 4	lsilenzi@bornontario.ca
Tammy Budhwa	LHINS 5-9	tbudhwa@bornontario.ca
Connie Bartley	LHINS 5-9	cbartley@mtsinai.on.ca
Vivian Holmberg	LHINS 5-9	vholmberg@bornontario.ca
Cathy Ottenhof	LHINS 10 & 11	ottenhoc@kgh.kari.net
Glenda Hicks	LHINS 12, 13 & 14	ghicks@hrsrh.on.ca



BORN Ontario
CHEO Research Institute | Centre for Practice-Changing Research Building
401 Smyth Road | Ottawa, ON | K1H 8L1
T: 613.737.7600 x 6022 | info@BORNOntario.ca | www.BORNOntario.ca